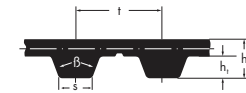




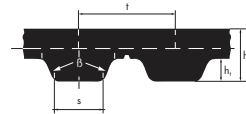
optibelt ALPHA TORQUE

POLYURETHANE TIMING BELTS

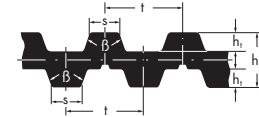
maintenance-free, with steel wire cord



Profiles:
T2.5, T5, T10, MXL, XL, L



Profiles:
AT3, AT5, AT10



Profiles:
DT5, DT10




	T2,5	T5	T10	AT3	AT5	AT10	DT5	DT10	MXL	XL	L
Nominal length	Pitch length L_w	Pitch length L_w	Pitch length L_w	Pitch length L_w	Pitch length L_w	Pitch length L_w	Pitch length L_w	Pitch length L_w	Pitch length L_w	Pitch length L_w	Pitch length L_w
Nominal lengths unit	mm	mm	mm	mm	mm	mm	mm	mm	in	in	in
Height of belt h_s [mm]	1.30	2.20	4.50	1.90	2.70	5.00	3.31	6.84	1.14	2.30	3.60
Tooth height h_t [mm]	0.70	1.20	2.50	1.10	1.20	2.50	1.20	2.50	0.51	1.27	1.91
Tooth pitch t [mm]	2.50	5.00	10.00	3.00	5.00	10.00	5.00	10.00	2.032	5.08	9.525
Tooth angle β [°]	40	40	40	50	50	50	40	40	40	50	40
Tooth width s [mm]	1.00	1.80	3.50	1.50	2.50	5.00	1.80	3.50	-	1.37	3.20
Extra charge. Aramid tension cord (AR) [%]	-	-	-	-	-	-	-	-	on request	on request	on request
Extra charge for highly flexible steel tension cord (HF) [%]	-	40	40	-	40	40	40	40	on request	on request	on request
Extra charge for stainless steel tension cord (RF) [%]	40	40	40	40	-	40	40	40	on request	on request	on request

• Non stock items, minimum order quantity on request

Sleeve width tolerances +/- 10 mm

Profile T2, T20, DT2,5 and S3M price, minimum order quantity and delivery time on request
Further tensiles on request.



* Surcharges for alternative versions:

Not all dimensions are available for all of the alternative versions. The feasibility, minimum order quantity and delivery time must be assessed in each case.

ALPHA TORQUE SPECIAL (upgrade)

For details of the upgraded/cast special belts made of polyurethane, please see our compact catalogue „Material Handling“

ALPHA SRP (cast – endless) Profile AT3 - AT5 - AT10 - AT20 - T2.5 - T5 - T10 - T20 - MXL - XL - L

Price, minimum order quantity and delivery period available on request.



Further details about ALPHA TORQUE and ALPHA SRP can be found on our website www.optibelt.com/material-handling (see also QR code).

Cord types: AR= Aramid tension cord HF= Highly flexible steel tension cord RF= Stainless steel tension cord ST= Steel wire cord

Ordering example: 240 MXL 012

240= Length code MXL= Profile 012= Width code

Ordering example: 6 T5 / 260

6= Belt width in mm T5= Profile 260= Belt length in mm

Please make sure to mention the product name in your order.

Description	L _w (mm)	Number of teeth	Sleeve width (mm)
T2.5			
T2.5 107.5	107.50	43	200
T2.5 120	120.00	48	200
T2.5 145	145.00	58	200
T2.5 150	150.00	43	200
T2.5 160	160.00	64	200
T2.5 177.5	177.50	71	200
T2.5 180	180.00	72	200
T2.5 200	200.00	80	200
T2.5 210	210.00	84	200
T2.5 230	230.00	92	200
T2.5 245	245.00	98	200
T2.5 265	265.00	106	200
T2.5 277.5	277.50	111	200
T2.5 285	285.00	114	200
T2.5 290	290.00	116	200
T2.5 305	305.00	122	200
T2.5 317.5	317.50	127	200
T2.5 330	330.00	132	380
T2.5 342.5	342.50	137	380
T2.5 380	380.00	152	380
T2.5 420	420.00	168	380
T2.5 480	480.00	192	380
T2.5 500	500.00	200	380
T2.5 540	540.00	216	380
T2.5 600	600.00	240	380
T2.5 620	620.00	248	380
T2.5 650	650.00	260	380
T2.5 780	780.00	312	380
T2.5 915	915.00	366	380
T2.5 950	950.00	380	380

Description	L _w (mm)	Number of teeth	Sleeve width (mm)
T5			
T5 150	150.00	30	200
T5 165	165.00	33	200
T5 185	185.00	37	200
T5 200	200.00	40	200
T5 215	215.00	43	200
T5 220	220.00	44	200
T5 225	225.00	45	200
T5 245	245.00	49	200
T5 250	250.00	50	200
T5 255	255.00	51	200
T5 260	260.00	52	200
T5 270	270.00	54	200
T5 275	275.00	55	200
T5 280	280.00	56	200
T5 295	295.00	59	200
T5 300	300.00	60	200
T5 305	305.00	61	200



Description	L _w (mm)	Number of teeth	Sleeve width (mm)
T5 320	320.00	64	200
T5 325	325.00	65	380
T5 330	330.00	66	380
T5 340	340.00	68	380
T5 350	350.00	70	380
T5 355	355.00	71	380
T5 360	360.00	72	380
T5 365	365.00	73	380
T5 375	375.00	75	380
T5 390	390.00	78	380
T5 400	400.00	80	380
T5 410	410.00	82	380
T5 420	420.00	84	380
T5 425	425.00	85	380
T5 430	430.00	86	380
T5 440	440.00	88	380
T5 445	445.00	89	380
T5 450	450.00	90	380
T5 455	455.00	91	380
T5 460	460.00	92	380
T5 475	475.00	95	380
T5 480	480.00	96	380
T5 500	500.00	100	380
T5 510	510.00	102	380
T5 515	515.00	103	380
T5 525	525.00	105	380
T5 545	545.00	109	380
T5 550	550.00	110	380
T5 560	560.00	112	380
T5 575	575.00	115	380
T5 590	590.00	118	380
T5 600	600.00	120	380
T5 610	610.00	122	380
T5 620	620.00	124	380
T5 625	625.00	125	380
T5 630	630.00	126	380
T5 640	640.00	128	380
T5 650	650.00	130	380
T5 660	660.00	132	380
T5 675	675.00	135	380
T5 690	690.00	138	380
T5 700	700.00	140	380
T5 720	720.00	144	380
T5 725	725.00	145	380
T5 750	750.00	150	380
T5 780	780.00	156	380
T5 800	800.00	160	380
T5 815	815.00	163	380
T5 840	840.00	168	380
T5 850	850.00	170	380
T5 860	860.00	172	380
T5 900	900.00	180	380

Description	L _w (mm)	Number of teeth	Sleeve width (mm)
T5 940	940.00	188	380
T5 990	990.00	198	380
T5 1000	1000.00	200	380
T5 1075	1075.00	215	380
T5 1100	1100.00	220	380
T5 1115	1115.00	223	145
T5 1140	1140.00	228	380
T5 1215	1215.00	243	380
T5 1315	1315.00	263	380
T5 1350	1350.00	270	380
T5 1380	1380.00	276	380
T5 1440	1440.00	288	380

Description	L _w (mm)	Number of teeth	Sleeve width (mm)
T10			
T10 260	260.00	26	200
T10 320	320.00	32	200
T10 350	350.00	35	380
T10 370	370.00	37	380
T10 400	400.00	40	380
T10 410	410.00	41	380
T10 440	440.00	44	380
T10 450	450.00	45	380
T10 500	500.00	50	380
T10 530	530.00	53	380
T10 550	550.00	55	380
T10 560	560.00	56	380
T10 600	600.00	60	380
T10 610	610.00	61	380
T10 630	630.00	63	380
T10 650	650.00	65	380
T10 660	660.00	66	380
T10 690	690.00	69	380
T10 700	700.00	70	380
T10 720	720.00	72	380
T10 750	750.00	75	380
T10 780	780.00	78	380
T10 800	800.00	80	380
T10 810	810.00	81	380
T10 840	840.00	84	380
T10 850	850.00	85	380
T10 880	880.00	88	380
T10 890	890.00	89	380
T10 900	900.00	90	380
T10 910	910.00	91	380
T10 920	920.00	92	380
T10 950	950.00	95	380
T10 960	960.00	96	380
T10 970	970.00	97	380
T10 980	980.00	98	380
T10 1000	1000.00	100	380



Description	L _w (mm)	Number of teeth	Sleeve width (mm)
T10 1010	1010.00	101	380
T10 1050	1050.00	105	380
T10 1080	1080.00	108	380
T10 1100	1100.00	110	380
T10 1110	1110.00	111	380
T10 1140	1140.00	114	380
T10 1150	1150.00	115	380
T10 1200	1200.00	120	380
T10 1210	1210.00	121	380
T10 1240	1240.00	124	380
T10 1250	1250.00	125	380
T10 1300	1300.00	130	380
T10 1320	1320.00	132	380
T10 1350	1350.00	135	380
T10 1390	1390.00	139	380
T10 1400	1400.00	140	380
T10 1420	1420.00	142	380
T10 1440	1440.00	144	380
T10 1450	1450.00	145	380
T10 1460	1460.00	146	380
T10 1500	1500.00	150	380
T10 1560	1560.00	156	380
T10 1600	1600.00	160	200
T10 1610	1610.00	161	200
T10 1700	1700.00	170	200
T10 1750	1750.00	175	200
T10 1780	1780.00	178	200
T10 1800	1800.00	180	200
T10 1880	1880.00	188	200
T10 1960	1960.00	196	200
T10 2250	2250.00	225	200

Description	L _w (mm)	Number of teeth	Sleeve width (mm)
AT3			
AT3 150	150.00	50	200
AT3 201	201.00	67	200
AT3 252	252.00	84	200
AT3 267	267.00	89	200
AT3 270	270.00	90	200
AT3 300	300.00	100	200
AT3 351	351.00	117	380
AT3 399	399.00	133	380
AT3 417	417.00	139	380
AT3 450	450.00	150	380
AT3 486	486.00	162	380
AT3 501	501.00	167	380
AT3 549	549.00	183	380
AT3 600	600.00	200	380
AT3 648	648.00	216	380
AT3 714	714.00	238	380

Description	L _w (mm)	Number of teeth	Sleeve width (mm)
AT10			
AT10 500	500.00	50	380
AT10 530	530.00	53	380
AT10 560	560.00	56	380
AT10 580	580.00	58	380
AT10 600	600.00	60	380
AT10 610	610.00	61	380
AT10 660	660.00	66	380
AT10 700	700.00	70	380
AT10 730	730.00	73	380
AT10 780	780.00	78	380
AT10 800	800.00	80	380
AT10 840	840.00	84	380
AT10 890	890.00	89	380
AT10 920	920.00	92	380
AT10 960	960.00	96	380
AT10 980	980.00	98	380
AT10 1000	1000.00	100	380
AT10 1010	1010.00	101	380
AT10 1050	1050.00	105	380
AT10 1080	1080.00	108	380
AT10 1100	1100.00	110	380
AT10 1150	1150.00	115	380
AT10 1200	1200.00	120	380
AT10 1210	1210.00	121	380
AT10 1250	1250.00	125	380
AT10 1280	1280.00	128	380
AT10 1300	1300.00	130	380
AT10 1320	1320.00	132	380
AT10 1350	1350.00	135	380
AT10 1360	1360.00	136	380
AT10 1400	1400.00	140	380
AT10 1420	1420.00	142	380
AT10 1480	1480.00	148	380
AT10 1500	1500.00	150	380
AT10 1600	1600.00	160	200
AT10 1700	1700.00	170	200
AT10 1720	1720.00	172	200
AT10 1800	1800.00	180	200
AT10 1860	1860.00	186	200
AT10 1940	1940.00	194	200

Description	L _w (mm)	Number of teeth	Sleeve width (mm)
DT5			
DT5 150	150.00	30	200
DT5 300	300.00	60	200
DT5 350 •	350.00	70	145
DT5 400	400.00	80	380
DT5 410	410.00	82	380
DT5 450	450.00	90	380
DT5 460	460.00	92	380
DT5 480	480.00	96	380



Description	L _w (mm)	Number of teeth	Sleeve width (mm)
DT5 500	500.00	100	380
DT5 515	515.00	103	380
DT5 550	550.00	110	380
DT5 590	590.00	118	380
DT5 600	600.00	120	380
DT5 620	620.00	124	380
DT5 650	650.00	130	380
DT5 700	700.00	140	380
DT5 750	750.00	150	380
DT5 800	800.00	160	145
DT5 815	815.00	163	380
DT5 860	860.00	172	380
DT5 900	900.00	180	380
DT5 940	940.00	188	380
DT5 1100	1100.00	220	380

Description	L _w (mm)	Number of teeth	Sleeve width (mm)
DT10			
DT10 260	260.00	26	300
DT10 530	530.00	53	380
DT10 600	600.00	60	380
DT10 630	630.00	63	380
DT10 660	660.00	66	380
DT10 700	700.00	70	380
DT10 720	720.00	72	380
DT10 750	750.00	75	380
DT10 800	800.00	80	380
DT10 840	840.00	84	380
DT10 900	900.00	90	380
DT10 980	980.00	98	380
DT10 1000	1000.00	100	380
DT10 1100	1100.00	110	380
DT10 1200	1200.00	120	380
DT10 1210	1210.00	121	380
DT10 1240	1240.00	124	380
DT10 1250	1250.00	125	380
DT10 1300	1300.00	130	380
DT10 1320	1320.00	132	380
DT10 1350	1350.00	135	380
DT10 1400	1400.00	140	380
DT10 1420	1420.00	142	380
DT10 1500	1500.00	150	380
DT10 1600	1600.00	160	200
DT10 1610	1610.00	161	200
DT10 1700	1700.00	170	200
DT10 1800	1800.00	180	200
DT10 1880	1880.00	188	200



Description	L _w (in)	L _w (mm)	Number of teeth	Sleeve width (mm)
MXL				
MXL K 240 •	2.40	60.96	30	203
MXL K 280 •	2.80	71.12	35	220
MXL K 320 •	3.20	81.28	40	203
MXL K 360 •	3.60	91.44	45	203
MXL K 400 •	4.00	101.60	50	203
MXL K 440 •	4.40	111.76	55	203
MXL K 480 •	4.80	121.92	60	203
MXL K 520 •	5.20	132.08	65	203
MXL K 560 •	5.60	142.24	70	203
MXL K 600 •	6.00	152.40	75	203
MXL K 640 •	6.40	162.56	80	203
MXL K 680 •	6.80	172.72	85	203
MXL K 720 •	7.20	182.88	90	203
MXL K 760 •	7.60	193.04	95	203
MXL K 800 •	8.00	203.20	100	203
MXL K 840 •	8.40	213.36	105	203
MXL K 880 •	8.80	223.52	110	203
MXL K 920 •	9.20	233.68	115	203
MXL K 960 •	9.60	243.84	120	203
MXL K 1000 •	10.00	254.00	125	203
MXL K 1040 •	10.40	264.16	130	300
MXL K 1080 •	10.80	274.32	135	203
MXL K 1120 •	11.20	284.48	140	300
MXL K 1160 •	11.60	294.64	145	300
MXL K 1200 •	12.00	304.80	150	203
MXL K 1240 •	12.40	314.96	155	203
MXL K 1280 •	12.80	325.12	160	203
MXL K 1320 •	13.20	335.28	165	203
MXL K 1360 •	13.60	345.44	170	203
MXL K 1400 •	14.00	355.60	175	203
MXL K 1440 •	14.40	365.76	180	203
MXL K 1480 •	14.80	375.92	185	203
MXL K 1520 •	15.20	386.08	190	203
MXL K 1560 •	15.60	396.24	195	203
MXL K 1600 •	16.00	406.40	200	300
MXL K 1640 •	16.40	416.56	205	203
MXL K 1680 •	16.80	426.72	210	203
MXL K 1720 •	17.20	436.88	215	185
MXL K 1760 •	17.60	447.04	220	203
MXL K 1800 •	18.00	457.20	225	380
MXL K 1840 •	18.40	467.36	230	203
MXL K 1880 •	18.80	477.52	235	203
MXL K 1920 •	19.20	487.68	240	203
MXL K 1960 •	19.60	497.84	245	203
MXL K 2000 •	20.00	508.00	250	203
MXL K 2040 •	20.40	518.16	255	203
MXL K 2080 •	20.80	528.32	260	203
MXL K 2120 •	21.20	538.48	265	203
MXL K 2160 •	21.60	548.64	270	203
MXL K 2200 •	22.00	558.80	275	203
MXL K 2240 •	22.40	568.96	280	300

Description	L _w (in)	L _w (mm)	Number of teeth	Sleeve width (mm)
MXL K 2280 •	22.80	579.12	285	300
MXL K 2320 •	23.20	589.28	290	203
MXL K 2360 •	23.60	599.44	295	203
MXL K 2400 •	24.00	609.60	300	203
MXL K 2480 •	24.80	629.92	310	203
MXL K 2560 •	25.60	650.24	320	203
MXL K 2640 •	26.40	670.56	330	203
MXL K 2720 •	27.20	690.88	340	203
MXL K 2800 •	28.00	711.20	350	203
MXL K 2880 •	28.80	731.52	360	185
MXL K 2960 •	29.60	751.84	370	203
MXL K 3040 •	30.40	772.16	380	203
MXL K 3120 •	31.20	792.48	390	203
MXL K 3200 •	32.00	812.80	400	203

Description	L _w (in)	L _w (mm)	Number of teeth	Sleeve width (mm)
XL				
XL K 60 •	6.00	152.40	30	300
XL K 70 •	7.00	177.80	35	300
XL K 76 •	7.60	193.04	38	300
XL K 80 •	8.00	203.20	40	300
XL K 84 •	8.40	213.36	42	183
XL K 90 •	9.00	228.60	45	300
XL K 94 •	9.40	238.76	47	183
XL K 96 •	9.60	243.84	48	145
XL K 100	10.00	254.00	50	300
XL K 102 •	10.20	259.08	51	183
XL K 104	10.40	264.16	52	200
XL K 106 •	10.60	269.24	53	183
XL K 110	11.00	279.40	55	300
XL K 114 •	11.40	289.56	57	183
XL K 116 •	11.60	294.64	58	145
XL K 120	12.00	304.80	60	300
XL K 124 •	12.40	314.96	62	183
XL K 126 •	12.60	320.04	63	183
XL K 128 •	12.80	325.12	64	145
XL K 130	13.00	330.20	65	300
XL K 136 •	13.60	345.44	68	183
XL K 140	14.00	355.60	70	300
XL K 150	15.00	381.00	75	300
XL K 152 •	15.20	386.08	76	145
XL K 154 •	15.40	391.16	77	183
XL K 160	16.00	406.40	80	300
XL K 166 •	16.60	421.64	83	145
XL K 168	16.80	426.72	84	380
XL K 170	17.00	431.80	85	300
XL K 180	18.00	457.20	90	300
XL K 186 •	18.60	472.44	93	183
XL K 190	19.00	482.60	95	300
XL K 200	20.00	508.00	100	300
XL K 210	21.00	533.40	105	300

Description	L _w (in)	L _w (mm)	Number of teeth	Sleeve width (mm)
XL K 212 •	21.20	538.48	106	145
XL K 220	22.00	558.80	110	300
XL K 230	23.00	584.20	115	300
XL K 240	24.00	609.60	120	300
XL K 250	25.00	635.00	125	300
XL K 254 •	25.40	645.16	127	183
XL K 260	26.00	660.40	130	300
XL K 270	27.00	685.80	135	300
XL K 290	29.00	736.60	145	300
XL K 300	30.00	762.00	150	300
XL K 320 •	32.00	812.80	160	145
XL K 330	33.00	838.20	165	183
XL K 360 •	36.00	914.40	180	183
XL K 376 •	37.60	955.04	188	145
XL K 384 •	38.40	975.36	192	183
XL K 390 •	39.00	990.60	195	183
XL K 414 •	41.40	1051.56	207	300
XL K 460 •	46.00	1168.40	230	183
XL K 480 •	48.00	1219.20	240	183
XL K 512 •	51.20	1300.48	256	183
XL K 550 •	55.00	1397.00	275	183
XL K 564 •	56.40	1432.56	282	183
XL K 630 •	63.00	1600.20	315	183
XL K 670 •	67.00	1701.80	335	183

Description	L _w (in)	L _w (mm)	Number of teeth	Sleeve width (mm)
L				
L K 124	12.38	314.33	33	300
L K 150	15.00	381.00	40	300
L K 165 •	16.50	419.10	44	183
L K 173 •	17.25	438.15	46	300
L K 187	18.75	476.25	50	300
L K 210	21.00	533.40	56	300
L K 225	22.50	571.50	60	300
L K 240	24.00	609.60	64	300
L K 255	25.50	647.70	68	300
L K 270	27.00	685.80	72	300
L K 285	28.50	723.90	76	300
L K 300	30.00	762.00	80	300
L K 322	32.25	819.15	86	300
L K 345	34.50	876.30	92	380
L K 367	36.75	933.45	98	300
L K 375 •	37.50	952.50	100	183
L K 390	39.00	990.60	104	300
L K 420	42.00	1066.80	112	300
L K 427 •	42.75	1085.85	114	145
L K 450	45.00	1143.00	120	300
L K 480	48.00	1219.20	128	300
L K 510	51.00	1295.40	136	300
L K 525 •	52.50	1333.50	140	183
L K 540	54.00	1371.60	144	300

